

Geochemical Studies about the Well 4058 from Săcuieni

Oana Stănășel*, Aurel Iovi** and Gabriela Badea*

- * University of Oradea, Department of Chemistry, Oradea, Armatei Române 5, Romania
 - ** POLITEHNICA University of Timișoara, Department of Technology, Timișoara, P-ța Victoriei 2, Romania
- Author for correspondence: Oana Stanasel, e-mail: stanasel@uoradea.ro

Abstract: Due to its economical importance, the well 4058 from Săcuieni was taken for study. The chemical composition of geothermal waters from this well was established by using standard methods of analysis. Taking into account the major anions and cations, it was made a classification of these waters by using the ternary diagrams. Based on the chemical composition by the use of simulation computer programs it was assessed the temperature of the geothermal reservoir and there were estimated scaling problems which could appear during the well utilization. There were collected and analysed solid depositions and the results were compared to those estimated by simulation program. . **Keywords:** well 4058, chemical geothermometers, ternary diagram

Keywords:

1. Introduction

People have been using the geothermal resources from the beginning of civilization for cleaning purposes or as place for agreement. Starting by the XXth century the geothermal energy has been used for heating, for industrial uses and for electricity generation. In our country the geothermal reservoirs are mainly located in the western part. This paper studies the production well 4058 from Săcuieni, which is situated at about 80 km from Oradea. The geothermal reservoir from Săcuieni was exploited by 7 wells. Four of them were exploited, by the time being just well 4058 is used for heating the greenhouses from Săcuieni area. This well has an artesian production, the wellhead temperature being in the range of 78-85°C. During well 4058 utilization there were noticed solid depositions formed especially from the wellhead to the degassing system.

2. Experimental

In order of getting the chemical composition, geothermal water was sampled. The measured temperature at collection was 84°C. The methods of analysis are presented as follows:

- sodium and potassium were flamephotometric determined at $\lambda=589$ nm, respectively 767 nm;
- calcium and magnesium – complexonometric titration;
- ferrum – spectrophotometric determination at $\lambda=510$ nm, using o-phenantroline;
- boron – spectrophotometric determination at $\lambda=420$ nm; the method is based on the reaction with azomethine in a buffer solution;
- silica – spectrophotometric determination at $\lambda=410$ nm; this method is based on the reaction with molybdates at pH=1,2-1,5 when is formed a yellow silica-molybdate complex;
- chloride was determined by using Mohr method;
- sulphate concentration was determined by titration with barium perchlorate; thorin was used as indicator;

- total carbonate was analysed by titration with HCl solution with metilorange as indicator;
- total dissolved solids – gravimetric analysis.

At well 4058 from Săcuieni were recorded severe scaling, which made necessary to remove the pipe until the degassing system after each winter. Solid deposits were sampled and analysed. For the chemical analysis the sample was first disintegrated and then the calcium content was gravimetric and complexonometric determined. The magnesium content was complexonometric determined in the solution after calcium analysis. The aluminium and ferrum content was complexonometric determined by using PAN as indicator at pH=3-3,3 respectively with sulfosalicylic acid at pH=2-2,5.

The deposition sample was then structural analysed by the use of X-Ray diffraction with $K\alpha$ Cu radiations. The thermic and thermo-differential analysis was made by using a derivatograph Q-1500D. The termic conditions were 10°C/ minute until 1000°C.

3. Results and discussions

a) Chemical characterization of the analysed geothermal waters

The chemical composition of the analysed geothermal waters is shown in table 1.

TABLE1. Chemical composition of geothermal waters, in mg/l

pH	CO ₂	SiO ₂	Na	K	Ca
8,1	2122	62,9	1610	21,3	13,2
Mg	Fe	B	Cl	SO ₄	TDS
4,1	0,25	78,9	911	5,9	11647

These waters present a slight basic pH and a high mineralisation. For an initial classification, in terms of the major anions Cl, SO₄ and HCO₃, a triangular diagram was used. On this diagram (figure 1) waters from Săcuieni plot near to the bicarbonate corner in the field of peripheral waters. The Na-K-Mg (figure2) triangular diagram [6] shows that waters from Săcuieni are partially equilibrated according to Giggenbach and Arnorsson equilibrium

curves. This could be a good indicator that the chemical composition of these waters can be used for geothermometer calculations.

b) *Estimating the deep water temperature*

There were proposed several indicators to estimate the deep water temperature. The use of geothermometers is based on the supposition that there is an equilibrium between minerals from the rocks of the reservoir and the fluid from the reservoir. The chemical composition of the surface fluid is controlled as main by the composition of the minerals from the reservoir and the temperature.

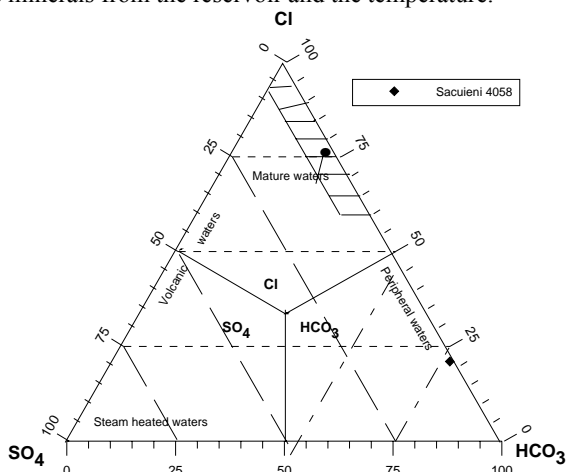


Figure 1. Cl-SO₄-HCO₃ ternary diagram

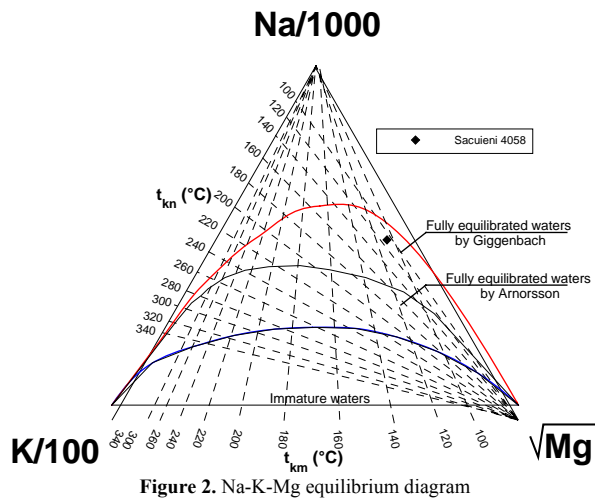


Figure 2. Na-K-Mg equilibrium diagram

Arnorsson and Fournier [5] concluded that the solubility of some components of the geothermal fluid is controlled by the temperature. The temperatures resulting from geothermometers which were calculated by the Watch program are presented in table 2.

The reservoir temperature indicated by the calculated chalcedony geothermometer is closer to the production temperature of the water than the values given by the other geothermometers.

Another way to estimate the reservoir temperature is by using the silica-enthalpy mixing model [1]. It is assumed that the surface geothermal water is the result of mixing of

hot geothermal water with cold water. The intersection point with the solubility curve for chalcedony gives the enthalpy of the deep hot water component and its temperature is obtained from steam tables [7] (figure 3).

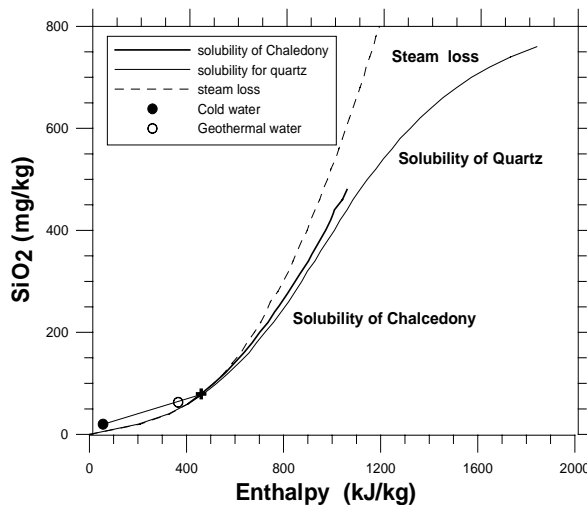


Figure 3. Dissolved silica-enthalpy diagram

At Săcuieni, well 4058 this temperature calculated by mixing model is 104°C. The difference compared to the wellhead temperature is assumed to be due to mixing with cold water in the upper layers or due to contact by the cold rocks.

TABLE 2. Temperatures resulted by Watch program calculations

Well	T(quartz)	T(chalcedony)	T(Na/K)
Săcuieni 4058	108,5	78,7	52,9

c) *Scaling prediction and solid deposition analysis*

The composition and the mineralogical structure of the depositions depend on the chemical composition of geothermal waters, the temperature and the composition of the material of the distribution system. In this paper the Watch program [3] was used to predict possible scaling occurring during the utilization of geothermal well 4058. Based on the data regarding the solubility products when the equilibrated fluid is allowed to cool conductively from the reference temperature to some lower temperatures, the saturation indexes (log Q/K) were calculated. The scaling potential is estimated by calculating log Q/K for different minerals [8]. The mineral equilibrium diagram is presented in figure 4.

From the figure 4 you can notice an undersaturation in respect with anhydrite, wollastonite, silica. The system is in equilibrium with chalcedonia. Calcite is supersaturated both at the wellhead temperature and at lower temperatures which could be reached by utilization.

The results of the chemical analysis [4] of the solid depositions formed during well 4058 utilization are presented in table 3.

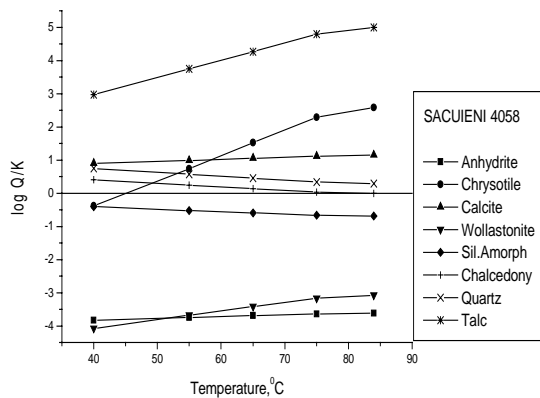


Figure 4. Log Q/K vs.temperature.

TABLE 3. Chemical composition of solid depositions, in %

CaO	MgO	Al ₂ O ₃	Fe ₂ O ₃	Calcinated losses
53	1,5	0,8	1,6	43

The data from table 3 shows that the main element of the deposition sample is calcium, that might be a calcium carbonate scale. The solid sample was then analysed by X-Ray diffraction [9], having information about the existence of calcite, magnesiumian crystals (figure 5).

The diagram obtained by thermogravimetric analysis [2] (figure 6) indicates an endothermic effect, that starts at 693^oC and reaches a maximum at 950^oC. The mass loss represents 44%. This means that the sample consists of carbonates as main, the loss being carbon dioxide. This is similar with the loss obtained at chemical analysis.

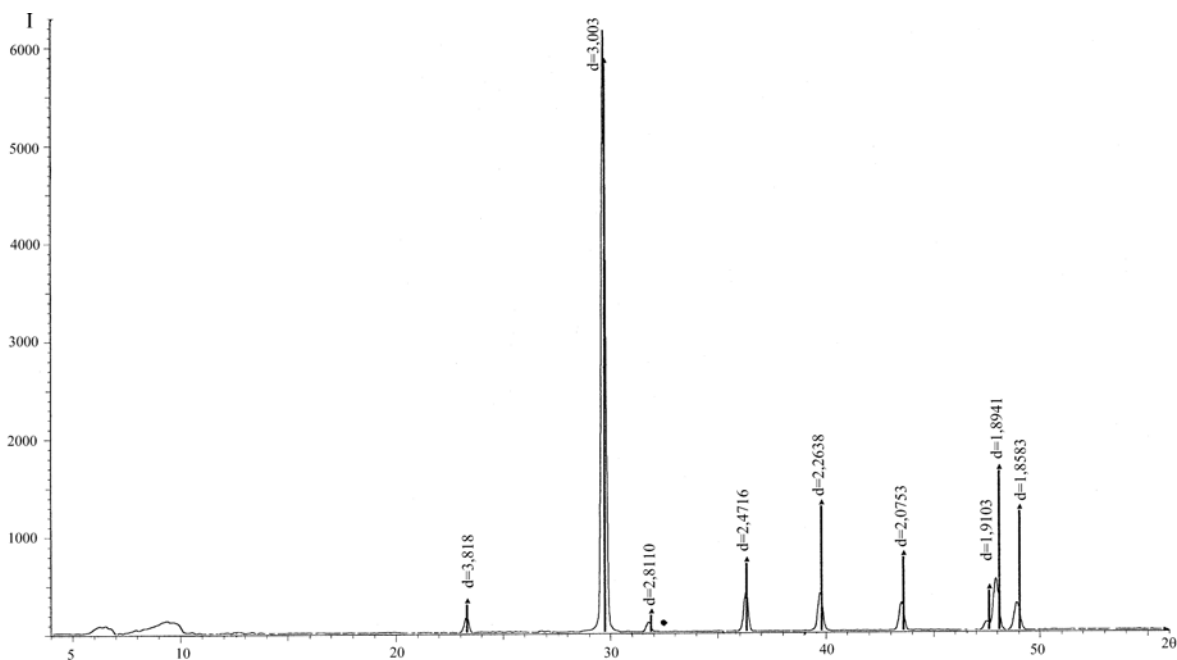


Figure 5. The XRD diagram of the solid deposits.

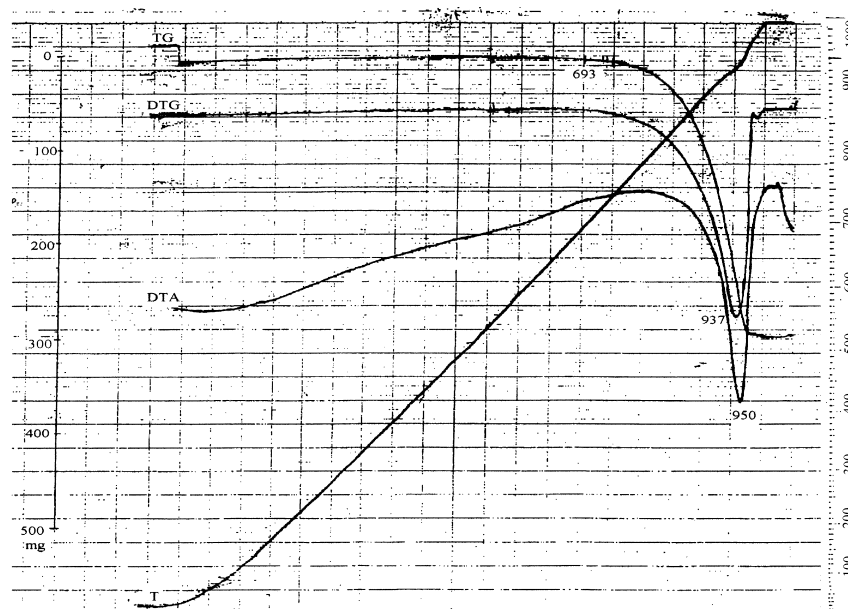


Figure 6. The thermo-differential diagram of the solid deposits.

4. Conclusions

The geothermal waters from Săcuieni, well 4058, by chemical composition are classified as bicarbonated-sodium-chloride waters. Considering the major anions the studied waters are classified as peripheral waters and taking into account the major cations the geothermal waters from Săcuieni are classified as partially equilibrated falling near to Giggenbach's curve for fully equilibrated waters.

The reservoir temperature calculated by silica-enthalpy mixing model is rather higher than the temperature given by the chalcedony geothermometer and the wellhead temperature, which indicates a mixing of hot water from the reservoir with the infiltrated cold water in the upper layers.

Knowing the chemical composition, the scaling potential during well production could be estimate. In this way it is possible to interfere to prevent scale before it occurs. At well 4058, by Watch simulation program there were assessed calcium carbonate depositions at all the temperatures.

The analysis of the solid samples indicated that the depositions consist of calcite and magnesian, CaCO_3 being the main. The calcination loss is CO_2 , that confirms the presence of carbonates in the sample.

The calcite resulted from chemical analysis was predicted by the Watch program as well.

References

1. Arnorsson, S.: *J.Volc.Geotherm.Res.*, **1985**, 23, 145.
2. Becherescu, D. et.al.: *Metode fizice in chimia silicaților*, Ed.St. și Encicl. București, **1977**.
3. Bjarnason, J.O.: *The speciation program Watch, version 2.1*.Orkustofnun, Reykjavik, **1994**.
4. Demetrescu, A.M., et.al.: *Analiza tehnică a minereurilor*, Ed.Tehn. București, **1966**.
5. Fournier, R.O.: *Geothermics*, **1977**, 5, 49.
6. Giggenbach, W.F.: *Geochim.Cosmochim.Acta*, **1988**, 52, 2749.
7. Keenan, J.H., et.al.: *Steam Tables-Thermodynamic properties of water including vapor, liquid and solid phases*, International Edition-metric units, Wiley, New York, **1969**.
8. Mackenzie, W.S., Guilford, C.: *Atlas of rock-forming minerals in thin section*, Longman U.K., **1982**.
9. Oana Stănășel, Gilău, L., Țarcă, A., Merca, V.: *Scaling problems recorded at geothermal wells from Borș and Săcuieni, Romania*, CD PROCEEDINGS, Twenty-Fifth Workshop on Geothermal Reservoir Engineering Stanford University, Stanford, California, January 24-26, **2000**.